

LIMITED TERM U.S. GOVERNMENT STRATEGY

QUARTERLY FACT SHEET | 30 JUNE 22

\$248.4M

Total Strategy Assets*

1 Mar 88

Inception Date

2–4.5

Years Typical Duration Range

25

BPS Expected Return Range

INVESTMENT STRATEGY

The Strategy employs an actively managed approach to build a portfolio of high quality short/intermediate-term obligations issued by the U.S. government, its agencies or instrumentalities with an average maturity of five years or less. The strategy seeks to provide income consistent with the preservation of capital and lower volatility relative to core bond strategies.

PORTFOLIO MANAGERS

Jason Brady, CFA

Began with firm in 2006.
Industry experience since 2001.

Lon Erickson, CFA

Began with firm in 2007.
Industry experience since 1997.

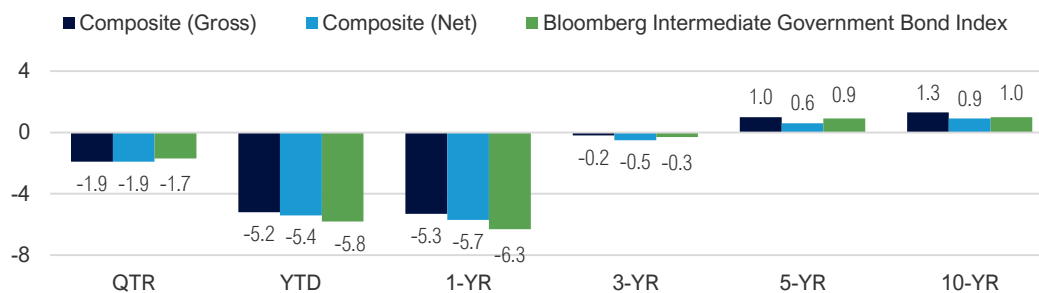
Jeff Klingelhofer, CFA

Began with firm in 2010.
Industry experience since 2004.

Supported by the entire Thornburg investment team.

INVESTMENT RESULTS

ANNUALIZED RETURNS (%)



CALENDAR YEAR RETURNS (%)

	2012	2013	2014	2015	2016	2017	2018	2019	2020	2021
Composite (Gross)	2.92	-1.00	3.25	1.20	1.90	1.53	1.71	4.55	4.69	-0.99
Composite (Net)	2.53	-1.37	2.86	0.81	1.52	1.16	1.33	4.16	4.31	-1.35
Bloomberg Intermediate Government Bond Index	1.73	-1.25	2.52	1.18	1.05	1.14	1.43	5.20	5.73	-1.69
Excess Return (Gross)	1.19	0.25	0.72	0.02	0.84	0.40	0.29	-0.65	-1.04	0.71

In US\$ terms. Returns may increase or decrease as a result of currency fluctuations. Periods less than one year are not annualized.

Performance data for the Limited Term U.S. Government Strategy is from the Limited Term U.S. Government Composite, inception date of 1 March 1988. The Limited Term U.S. Government Composite includes all non-wrap discretionary accounts invested in the Limited Term U.S. Government Strategy. Returns are calculated using a time-weighted and asset-weighted calculation. Returns reflect the reinvestment of income and capital gains. Periods less than one year are not annualized. Individual account performance will vary. The performance data quoted represents past performance; it does not guarantee future results. Gross of fee returns are net of transaction costs. Net of fee returns are net of transaction costs and investment advisory fees. For periods prior to 2011, net returns for some accounts in the composite also reflect the deduction of administrative expenses. Thornburg Investment Management Inc.'s fee schedule is detailed in Part 2A of its ADV brochure. Performance results of the firm's clients will be reduced by the firm's management fees. For example, an account with a compounded annual total return of 10% would have increased by 159% over ten years. Assuming an annual management fee of 0.75%, this increase would be 142%.

STRATEGY PROFILE

BENCHMARK

Bloomberg Intermediate Government Bond Index

RELATIVE VOLATILITY

+/- 1.5% relative to Bloomberg Intermediate Government Bond Index

AVERAGE VOLATILITY

2.75%

ISSUER LIMIT

0-5% (Minimum to Maximum, does not apply to US Government or GSE securities)

CREDIT QUALITY

"Aaa" by Moody's Investors Services, "AA+" by Standard and Poor's Corporation.

MATURITY

Normally a weighted average of less than five years

TYPICAL HOLDINGS RANGE

50 to 300

0-5% individual position limit

CASH EXPOSURE

0-10% (under normal market conditions)

SECTOR EXPOSURE

At least 80% in U.S. government securities including its agencies, instrumentalities, or sponsored enterprises

AVAILABLE VEHICLES

Separate Accounts

U.S. Mutual Fund

Retail Managed Accounts

*Includes U.S. Mutual Fund, Separate Accounts and Institutional Accounts.

PORTFOLIO CHARACTERISTICS

RISK STATISTICS

(GROSS VS. BLOOMBERG INTERMEDIATE GOVERNMENT BOND INDEX)

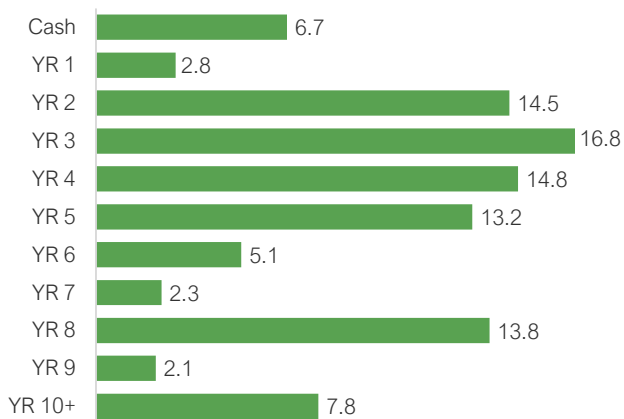
	3-YR	5-YR
Annualized Alpha	0.04%	0.39%
Beta	0.68	0.69
Standard Deviation	2.37%	2.11%
Sharpe Ratio	-0.32	-0.04
Info Ratio	0.09	0.10
Tracking Error	1.53%	1.28%

Past performance does not guarantee future results.

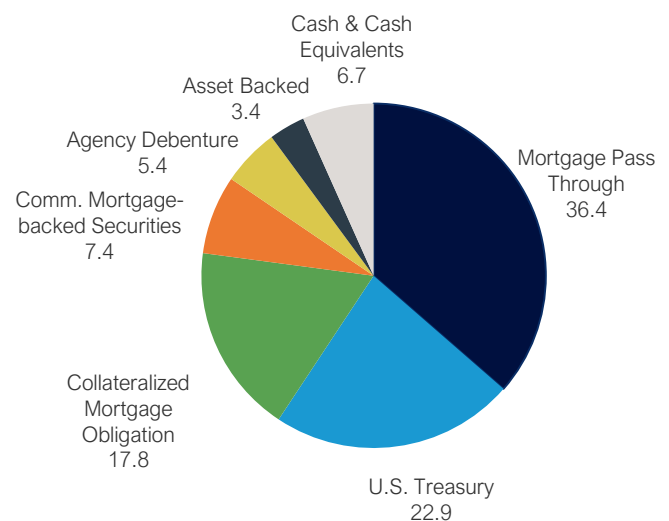
PORTFOLIO STATISTICS

	REP. ACCT.
Weighted Average Coupon	2.2%
Weighted Average Price	\$96.3
Average Effective Maturity	4.2 Yrs
Average Effective Duration	3.3 Yrs
Average Credit Quality	AAA
Yield to Worst	3.2%

MATURITY BREAKDOWN (%)



ASSET CLASS (%)



Thornburg is a global investment firm delivering on strategy for institutions, financial professionals and investors worldwide. The privately held firm, founded in 1982, is an active, high-conviction manager of fixed income, equities, multi-asset solutions and sustainable investments with \$41.6* billion in total assets across mutual funds, institutional accounts, separate accounts and UCITS.

Our client teams are here to support you:

Principal Office

us@thornburg.com
(800) 276-3930

London

emea@thornburg.com
+44 7905 708 239

Shanghai

asia@thornburg.com
+86-21-61577596

Hong Kong

asia@thornburg.com
+852 39653264

Melbourne

www.terrainplacement.com
Mobile: +61 417 163 260
Mobile: +61 432 887 707

Americas

americas@thornburg.com
(505) 467-7103

Signatory of:



www.thornburg.com



The PRI is the world's leading proponent of responsible investment. It works to understand the investment implications of environmental, social and governance (ESG) factors and to support its international network of investor signatories in incorporating these factors into their investment and ownership decisions.

*Includes assets under management (\$40.1B) and assets under advisement (\$1.5B).

IMPORTANT INFORMATION

Source: FactSet, and Thornburg.

Unless otherwise noted, all data is as of 30 June 22. Cash may also include cash equivalents and currency forwards. Portfolio characteristics are derived using currently available data from independent research resources that are believed to be accurate. Portfolio attributes can and do vary. Diversification does not assure or guarantee better performance and cannot eliminate the risk of investment losses.

Investments in the Strategy carry risks, including possible loss of principal. Carefully consider the Strategy's investment objectives, risks, and expenses before investing. There is no guarantee that the portfolio will meet its investment objectives.

Portfolio holdings and characteristics shown herein are from a representative account managed within the investment composite. The representative account is selected based on account characteristics that Thornburg believes accurately represent the investment strategy as a whole. Should these characteristics change materially, Thornburg may select a different representative account. Holdings may change daily and may vary among accounts, which may contribute to different investment results. The representative account information is supplemental to the strategy's composite and GIPS compliant presentation.

The Bloomberg Intermediate US Government/Credit Total Return Index Value Unhedged is an unmanaged, market-weighted index generally representative of intermediate government and investment-grade corporate debt securities having maturities from one up to ten years.

"Bloomberg®" and the Bloomberg index(es) mentioned in this piece are service marks of Bloomberg Finance L.P. and its affiliates, including Bloomberg Index Services Limited ("BISL"), the administrator of the index (collectively, "Bloomberg") and have been licensed for use for certain purposes by Thornburg Investment Management. Bloomberg is not affiliated with Thornburg, and Bloomberg does not approve, endorse, review, or recommend Thornburg. Bloomberg does not guarantee the timeliness, accurateness, or completeness of any data or information relating to Thornburg.

Portfolio construction will have significant differences from that of a benchmark index in terms of security holdings, industry weightings, asset allocations and number of positions held, all of which may contribute to performance, characteristics and volatility differences. Investors may not make direct investments into any index.

Alpha – A measure of the difference between a portfolio's actual returns and its expected performance, given its level of risk as measured by beta. A positive alpha figure indicates the portfolio performed better than its beta would predict. In contrast, a negative alpha indicates under-performance, given the expectations established by the beta.

Sharpe Ratio – A risk-adjusted measure developed by Nobel Laureate William Sharpe. It is calculated by using standard deviation and excess return to determine reward per unit of risk. The higher the Sharpe Ratio, the better the fund's historical risk-adjusted performance. The Geometric Sharpe ratio is calculated for the past three-year period by dividing a fund's annualized excess returns by its annualized standard deviation.

Information Ratio – A measure of the consistency of excess returns over the benchmark. It is the excess return divided by the tracking error (or standard deviation of excess return). The higher the information ratio, the higher the expected return of the portfolio given the amount of risk taken.

Tracking Error – A measure of how closely a portfolio follows its benchmark. Typically, it's the standard deviation of the difference in returns between a portfolio and the benchmark. Actively managed portfolios tend to have a higher tracking error compared to passively managed investments.

Weighted Average Coupon is a weighted average of the underlying coupon interest rates of mortgage loans or other loans backing asset-backed securities or mortgage-backed securities, as of the issue date, using the balance of each mortgage as the weighting factor.

Average price is the mean price of an asset or security observed over some period of time. It is calculated by finding the simple arithmetic average of closing prices over a specified time period.

Average Effective Maturity – Weighted average of the effective maturities of the bonds in a portfolio. Effective maturity incorporates the embedded option features of the bond, such as prepayments, call and put options.

Effective Duration – A bond's sensitivity to interest rates, incorporating the embedded option features, such as call provisions. Bonds with longer durations experience greater price volatility than bonds with shorter durations.

Yield to worst – A measure of the lowest possible yield that can be received on a bond that fully operates within the terms of its contract without defaulting.

Average credit quality is a weighted average of all credit ratings in the portfolio. The average is calculated by Thornburg Investment Management, Inc. using NRSRO ratings. Unrated securities are assigned a value below C and above D. Cash and U.S.-backed securities are given a value equivalent to AAA.

All MPT statistics (alpha, beta, and R-squared) are based on a least-squared regression of the portfolio return over Treasury bills (called excess return) and the excess returns of the benchmark.

For United Kingdom: This communication is issued by Thornburg Investment Management Ltd. ("TIM Ltd.") and approved by Robert Quinn Advisory LLP which is authorised and regulated by the UK Financial Conduct Authority ("FCA"). TIM Ltd. is an appointed representative of Robert Quinn Advisory LLP.

This material constitutes a financial promotion for the purposes of the Financial Services and Markets Act 2000 (the "Act") and the handbook of rules and guidance issued from time to time by the FCA (the "FCA Rules"). This material is for information purposes only and does not constitute an offer to subscribe for or purchase any financial instrument. TIM Ltd. neither provides investment advice to, nor receives and transmits orders from, persons to whom this material is communicated nor does it carry on any other activities with or for such persons that constitute "MiFID or equivalent third country business" for the purposes of the FCA Rules. All information provided is not warranted as to completeness or accuracy and is subject to change without notice.

This communication and any investment or service to which this material may relate is exclusively intended for persons who are Professional Clients or Eligible Counterparties for the purposes of the FCA Rules and other persons should not act or rely on it. This communication is not intended for use by any person or entity in any jurisdiction or country where such distribution or use would be contrary to local law or regulation.

For Australia: This material has been prepared by Thornburg Investment Management, Inc. (Thornburg). Thornburg is regulated, as a registered investment adviser, by the Securities and Exchange Commission of the United States of America ("US") under U.S. laws which differ from Australian laws. Thornburg holds a foreign AFSL 526689.

This material contains general information only and is intended for viewing only by wholesale clients for the purposes of section 761G of the Corporations Act 2001 (Cth). It must not be distributed to retail clients in Australia (as that term is defined in the Corporations Act 2001 (Cth)) or to the general public. This document may not be reproduced in any form or distributed to any person without the prior written consent of Thornburg.

This material is not intended to provide you with financial product advice. It is for the use of researchers, licensed financial advisers and their authorised representatives. It does not take into account the objectives, financial situation or needs of any person. For this reason, you should, before acting on this material, obtain professional advice and consider whether this information is appropriate having regard to your investment needs, objectives, and financial situation.

Past performance is not an indication of future performance. Any economic or market forecasts are not guaranteed. Any references to particular securities or sectors are for illustrative purposes only. It is not a recommendation in relation to any named securities or sectors.

To the extent permitted by law, no liability is accepted by Thornburg, its officers or directors or any affiliates of Thornburg for any loss or damage as a result of any reliance on this information. While efforts have been made to ensure the information is correct, no warranty of accuracy or reliability is given, and no responsibility is accepted for errors or omissions. Any opinions expressed are those of Thornburg as of the date noted on the material and are subject to change without notice.

For Austria, Belgium, Cyprus, Denmark, Estonia, Finland, France, Germany, Greece, Iceland, Ireland, Italy, Lichtenstein, Lithuania, Luxembourg, Netherlands, Norway, Portugal, Poland, Singapore, Slovenia, Spain, South Korea, Sweden, Switzerland, Taiwan and Thailand: This is a marketing communication. This material is directed at and intended for institutional investors (as such term is defined in each jurisdiction). This material does not constitute investment advice or an offer or solicitation to sell or a solicitation of an offer to buy any product or service (nor shall any product or service be offered or sold to any person) in any jurisdiction in which an offer, solicitation, purchase or sale would be unlawful under the securities law of that jurisdiction. Any products or services referenced in this material may not be licensed in all jurisdictions, and, unless otherwise indicated, no regulator or government authority has reviewed this document, or the merits of the products and services referenced herein. If you receive a copy of this material, you may not treat this as constituting a public offering, and you should note that there may be restrictions or limitations to whom these materials may be made available.

This material is provided on a confidential basis for informational purposes only and may not be reproduced in any form or transmitted to any person without authorization. This material was prepared without considering the specific investment objectives, financial situation or particular needs of any particular person and does not identify all the risks (direct or indirect) or other considerations which might be material to you when entering any financial transaction. Before acting on any information in this material, prospective clients should inform themselves of and observe all applicable laws and regulations of any relevant jurisdictions. Prospective clients should inform themselves as to the legal requirements and tax consequences within the countries of their citizenship, residence, domicile and place of business with respect to the ongoing provision of services, and any foreign exchange restrictions that may be relevant thereto. Prospective clients are advised to exercise caution in relation to any information in this document. If you are in doubt about any of the contents of this document, you should seek independent professional advice. Thornburg Investment Management, Inc. does not accept any responsibility and cannot be held liable for any person's use of or reliance on the information and opinions contained herein. Any entity responsible for forwarding this material to other parties takes responsibility for ensuring compliance with applicable securities laws.

Thornburg is regulated by the U.S. Securities and Exchange Commission under U.S. laws, which differ from the above jurisdictions' laws.