

# THORNBURG LIMITED TERM INCOME FUND

Fact Sheet | 30 June 2022

## INVESTMENT OBJECTIVE

The fund's goal is to provide investors as high a level of current income as is consistent with safety of capital. The fund also seeks to reduce changes in its share price compared to longer term portfolios.

## INVESTMENT STRATEGY

The fund employs a flexible and highly active approach to construct a core portfolio of U.S. dollar-denominated short/intermediate investment grade bonds. It is designed for stability, capital preservation and moderate interest rate exposure. The fund seeks to drive returns through income and superior relative value issue selection in a dynamically changing fixed income environment.



For the most up-to-date fund data, and additional share classes, please scan the QR code.

## INVESTMENT PERFORMANCE

### AVERAGE ANNUAL TOTAL RETURNS (%)

	QTR	YTD	1-YR	3-YR	5-YR	10-YR	ITD
<b>A Shares</b> (Incep: 1 Oct 92)							
Without sales charge	-2.65	-6.44	-6.81	0.29	1.26	1.84	4.37
With sales charge	-4.83	-8.57	-8.91	-0.22	0.96	1.69	4.31
<b>I Shares*</b> (Incep: 5 Jul 96)	-2.64	-6.31	-6.60	0.57	1.56	2.18	4.50
<b>BBG Int US Govt/Credit TR Val</b> (Since 1 Oct 92)	-2.37	-6.77	-7.28	-0.16	1.13	1.45	4.32

### CALENDAR YEAR (%)

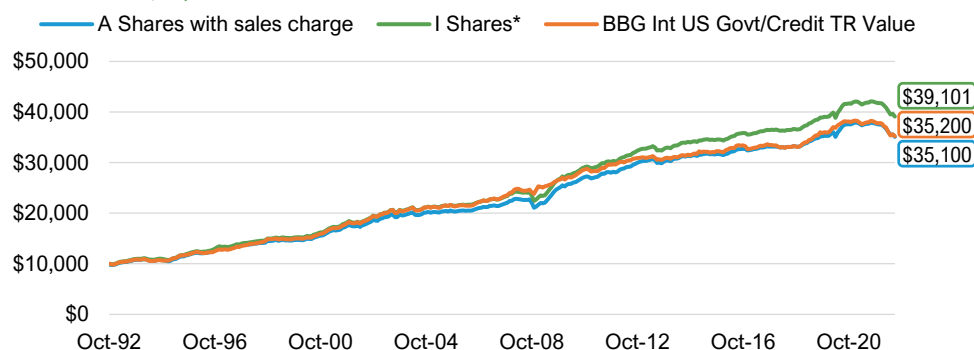
	2021	2020	2019	2018	2017	2016	2015	2014	2013	2012
<b>A Shares</b>	-1.07	7.37	5.37	0.99	2.27	3.12	0.47	3.47	-0.17	7.50
<b>I Shares</b>	-0.80	7.59	5.75	1.22	2.73	3.49	0.82	3.76	0.26	7.87
<b>BBG Int US Govt/Credit TR Val</b>	-1.44	6.43	6.80	0.88	2.14	2.08	1.07	3.13	-0.86	3.89

ITD is Inception to Date. Periods less than one year are not annualized.

\*Prior to inception of this share class, performance is hypothetical and was calculated from actual returns of the class A shares adjusted for the expenses of the newer share class.

Performance data shown represents past performance and is no guarantee of future results. Investment return and principal value will fluctuate so shares, when redeemed, may be worth more or less than their original cost. Current performance may be lower or higher than quoted. For performance current to the most recent month end, visit thornburg.com or call 877-215-1330. The maximum sales charge for the Fund's A shares is 2.25%. There is no up-front sales charge for class I shares. The total annual fund operating expenses are as follows: A shares, 0.77%; I shares, 0.50%. Thornburg Investment Management and/or Thornburg Securities Corporation have contractually agreed to waive fees and reimburse expenses through at least February 1, 2023, for some of the share classes; resulting in net expense ratios of the following: A shares, 0.77%; I shares, 0.49%. For more detailed information on fund expenses and waivers/reimbursements, please see the fund's prospectus. Without these waivers, SEC yields would have been as follows: A Shares, 2.53%; I Shares, 2.86%.

### GROWTH OF \$10,000



The Hypothetical Growth of \$10,000 graph reflects reinvestment of dividends and capital gains, if any, as well as all fees and expenses.

**NOT FDIC INSURED | MAY LOSE VALUE | NO BANK GUARANTEE**

\*\*All data is for I Shares, as of 30 June 2022, unless otherwise noted.



### MORNINGSTAR OVERALL RATING™

Morningstar Overall Rating™ among 547 Short Term Bond Funds, based on risk-adjusted returns, uses a weighted average of the fund's three-, five-, and 10-year ratings respectively, 4 stars, 4 stars, 5 stars among 547, 488, 333 funds.\*\*

### FUND FACTS

Total Net Assets	8.7B
Benchmark	BBG Int US Govt/Credit TR Val
Morningstar Category	Short-Term Bond
Dividend Schedule	Monthly
Gross Expense Ratio**	0.50%
Net Expense Ratio**	0.49%

### FUND CHARACTERISTICS

Number of Holdings	791
Effective Duration	3.1 Years
Average Effective Maturity	3.9 Years
Weighted Average Price	94.2
Investment Grade	95.7%
30-Day SEC Yield**	2.9%

### PORTFOLIO MANAGEMENT

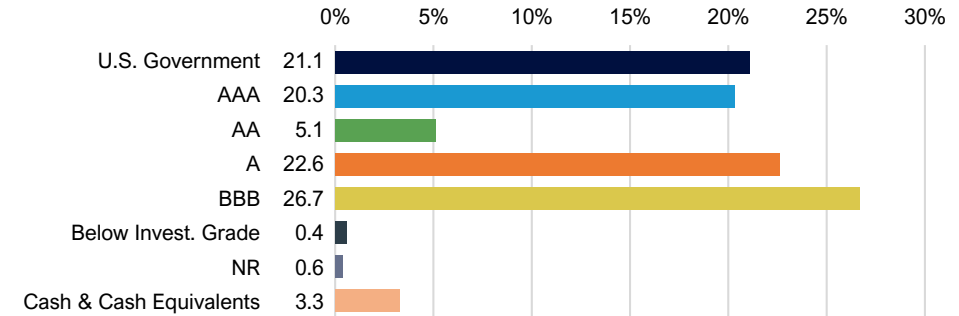
Jason Brady, CFA  
Lon Erickson, CFA  
Jeff Klingelhofer, CFA

# THORNBURG LIMITED TERM INCOME FUND

## PORTFOLIO COMPOSITION (%)

Corporate	40.1
ABS	21.1
CMO	15.4
U.S. Treasury	13.2
Mortgage Pass Through	3.3
CMBS	1.7
Bank Loans	0.8
Agency Debenture	0.5
Preferred Stock	0.3
Municipal Bonds	0.2
Non-U.S. Treasury	0.1
Cash & Cash Equivalents	3.3

## CREDIT QUALITY RATINGS (%)

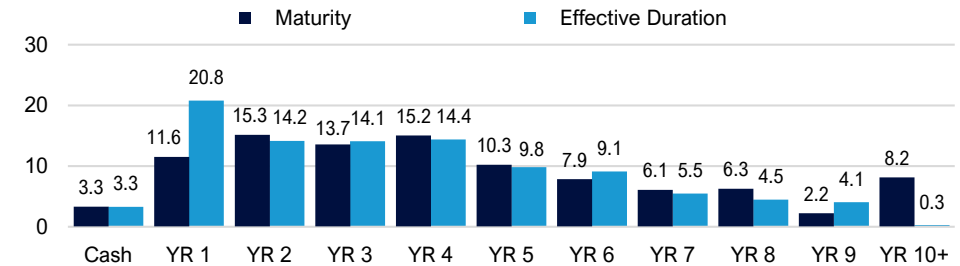


A bond credit rating assesses the financial ability of a debt issuer to make timely payments of principal and interest. Ratings of AAA (the highest), AA, A, and BBB are investment-grade quality. Ratings of BB, B, CCC, CC, C and D (the lowest) are considered below investment grade, speculative grade, or junk bonds. Credit quality ratings use the highest rating available from either S&P Global Ratings or Moody's Investors Service. Where neither rating is available, we have used ratings from other nationally recognized statistical rating organizations (NRSROs). May not add up to 100% due to rounding.

## SYMBOLS AND CUSIPS

A Shares	THIFX	885-215-509
C Shares	THICX	885-215-764
C2 Shares	THIQX	885-216-424
I Shares	THIIX	885-215-681
R4 Shares	THRIX	885-216-762
R5 Shares	THRRX	885-216-853
R6 Shares	THRLX	885-216-671

## CURRENT PORTFOLIO LADDER (%)



Maturity is the percent of portfolio maturing in each year. Effective Duration is percent of portfolio sensitive to interest rate changes in each year. May not add up to 100% due to rounding. The percentages can and do vary over time. Cash includes cash equivalents.

Please visit [thornburg.com](http://thornburg.com) for latest portfolio manager commentary.

### Important Information

Investments carry risks, including possible loss of principal. Portfolios investing in bonds have the same interest rate, inflation, and credit risks that are associated with the underlying bonds. The value of bonds will fluctuate relative to changes in interest rates, decreasing when interest rates rise. Unlike bonds, bond funds have ongoing fees and expenses. Investments in mortgage-backed securities (MBS) may bear additional risk. Investments in the Fund are not FDIC insured, nor are they bank deposits or guaranteed by a bank or any other entity.

Class I shares may not be available to all investors. Minimum investments for the I share class may be higher than those for other classes. Class R shares are limited to retirement platforms only.

The laddering strategy does not assure or guarantee better performance than a non-laddered portfolio and cannot eliminate the risk of investment losses.

Diversification does not assure or guarantee better performance and cannot eliminate the risk of investment losses.

Portfolio attributes and holdings can and do vary. Weights are percent of total portfolio, unless otherwise noted.

To determine a fund's Morningstar Rating™, funds and other managed products with at least a three-year history are ranked in their categories by their Morningstar Risk-Adjusted Return scores. The top 10% receive 5 stars; the next 22.5%, 4 stars; the middle 35%, 3 stars; the next 22.5%, 2 stars; and the bottom 10% receive 1 star. The Risk-Adjusted Return accounts for variation in a managed product's monthly excess performance (excluding sales charges), placing more emphasis on downward variations and rewarding consistent performance. Other share classes may have different performance characteristics. © 2022 Morningstar, Inc. All Rights Reserved. The information contained herein: (1) is proprietary to Morningstar and/or its content providers; (2) may not be copied or distributed; and (3) is not warranted to be accurate, complete or timely. Neither Morningstar nor its content providers are responsible for any damages or losses arising from any use of this information. Past performance is no guarantee of future results.

The Bloomberg Intermediate US Government/Credit Total Return Index Value Unhedged is an unmanaged, market-weighted index generally representative of intermediate government and investment-grade corporate debt securities having maturities from one up to ten years.

Effective Duration – A bond's sensitivity to interest rates, incorporating the embedded option features, such as call provisions. Bonds with longer durations experience greater price volatility than bonds with shorter durations.

Average Effective Maturity – Weighted average of the effective maturities of the bonds in a portfolio. Effective maturity incorporates the embedded option features of the bond, such as prepayments, call and put options.

Average price is the mean price of an asset or security observed over some period of time. It is calculated by finding the simple arithmetic average of closing prices over a specified time period.

Asset-backed Security (ABS) – A security whose value and income payments are derived from and collateralized (or "backed") by a specified pool of underlying assets. The pool of assets is typically a group of small and illiquid assets that are unable to be sold individually. Pooling the assets into financial instruments allows them to be sold to general investors, a process called securitization, and allows the risk of investing in the underlying assets to be diversified because each security will represent a fraction of the total value of the diverse pool of underlying assets.

Collateralized Mortgage Obligation (CMO) – A type of mortgage-backed security that creates separate pools of pass-through rates for different classes of bondholders with varying maturities, called tranches. The repayments from the pool of pass-through securities are used to retire the bonds in the order specified by the bonds' prospectus.

Commercial Mortgage-backed Securities (CMBS) – A type of mortgage-backed security backed by commercial mortgages rather than residential real estate. CMBS tend to be more complex and volatile than residential mortgage-backed securities due to the unique nature of the underlying property assets. CMBS issues are usually structured as multiple tranches, similar to collateralized mortgage obligations, rather than typical residential pass-throughs.

*Before investing, carefully consider the Fund's investment goals, risks, charges and expenses. For a prospectus or summary prospectus containing this and other information, contact your financial advisor or visit [thornburg.com](http://thornburg.com). Read it carefully before investing.*

17 July 2022  
TH029-B